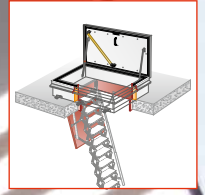
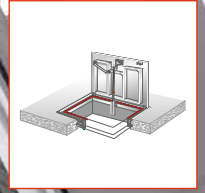




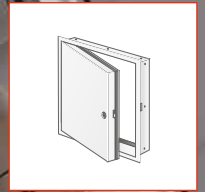
## Access through Roofs, Floors, Walls and Ceilings



Roof



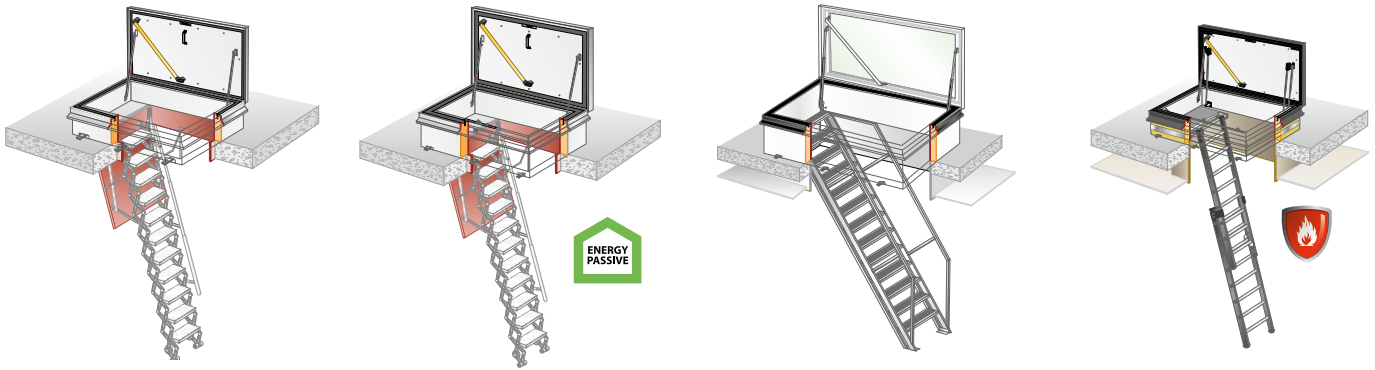
Floor



Wall



# Roof Hatch with Stairs, Scissor Stairs or Ladder



## Roof hatch - RHT

Type	Passage in mm <sup>1)</sup>	Type stairs
RHT7010	700 x 1000	Scissor stairs S+ or ladder
RHT7014	700 x 1400	Scissor stairs L or ladder
RHT7014	700 x 1400	Scissor stairs L electric
RHT7014	700 x 1400	Scissor stairs EI 60 (fire rated)
RHT1010	1000 x 1000	Ladder
RHT1015	1000 x 1500	Scissor stairs XL <sup>2)</sup> / GS50
RHT1020	1000 x 2000	Fixed stairs GS50/GS55 or ladder
RHT1025	1000 x 2500	Fixed stairs GS50/GS55 or ladder
RHT1030	1000 x 3000	Fixed stairs GS50/GS55 or ladder

\* Please note: Step ladder combinations GS50/GS55 are not available in Australia and New Zealand

1) Longest side is hinge side. 2) Certified for access to lift engine rooms according to EN-ISO 14122-3.

### Features roof hatch:

- » Fully thermally broken curb and cover
- » Isolation value construction:  $U_w \leq 0.276 \text{ W}/(\text{m}^2\cdot\text{K})$
- » CE (ETA-15/0338)
- » KOMO:SKG.0372.0503

### Options:

- » Explosion vent
- » Electrical operation
- » Increased sound reduction
- » Special sizes



Gortor Roof Hatch with thermal break		
RHT ETA-15/0338	RHTEP ETA-18/0287	RHTG ETA-18/0831

## Energy performance roof hatch - RHTEP

Type	Passage in mm <sup>1)</sup>	Type stairs
RHTEP7014	700 x 1400	Scissor stairs L or ladder
RHTEP7014	700 x 1400	Scissor stairs L electric
RHTEP7014	700 x 1400	Scissor stairs EI 60 (fire rated)
RHTEP1015	1000 x 1500	Scissor stairs XL <sup>2)</sup> / GS50

\* Please note: Step ladder combinations GS50/GS55 are not available in Australia and New Zealand

### Features roof hatch:

- » Extremely high insulation
- » Fully thermally broken curb and cover
- » Isolation value construction  $U_w \leq 0.20 \text{ W}/(\text{m}^2\cdot\text{K})$
- » CE (ETA-18/0287)

### Options:

- » Electrical operation

## Roof hatch glazed - RHTG

Type	Passage in mm <sup>1)</sup>	Type stairs
RHTG1015	1000 x 1500	Fixed stairs GS50
RHTG1020	1000 x 2000	Fixed stairs GS50/GS55
RHTG1025	1000 x 2500	Fixed stairs GS50/GS55
RHTG1030	1000 x 3000	Fixed stairs GS50/GS55

\* Please note: Step ladder combinations GS50/GS55 are not available in Australia and New Zealand

### Features roof hatch:

- » Fully thermally broken curb and cover
- » Triple insulating glass HR+++
- » Isolation value:  $U_w \leq 0.20 \text{ W}/(\text{m}^2\cdot\text{K})$
- » HR+++ glass:  $U \leq 0.500 \text{ W}/(\text{m}^2\cdot\text{K})$
- » CE (ETA-18/0831)
- » Electrical operation

## Roof hatch fire rated 120 minutes - RHTEI

Type	Passage in mm <sup>1)</sup>	Type stairs
RHTEI7090	700 x 900	Ladder
RHTEI9090	900 x 900	Ladder
RHTEI1010	1000 x 1000	Ladder
RHTEI7014	700 x 1400	Scissor stairs L or ladder
RHTEI1015	1000 x 1500	Scissor stairs XL
RHTEI1020	1000 x 2000	Fixed stairs GS50/GS55 or ladder

\* Please note: Step ladder combinations GS50/GS55 are not available in Australia and New Zealand

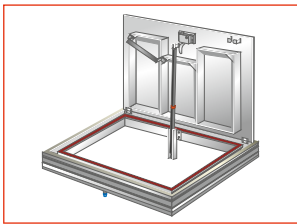
### Features roof hatch:

- » Fully thermally broken curb and cover
- » Fire rating according to EN1634-1, EN13501-2, AS1530-4 en BS476:part22
- » E:120 minutes
- » EI<sub>1</sub>:120 minutes
- » EI<sub>2</sub>:120 minutes
- » Special sizes up to 2000 mm
- » KOMO:SKG.0372.0489
- » Efectis-R001575

# Hinged Floor Doors



## Quality System: Gorter is EN-ISO 9001 certified

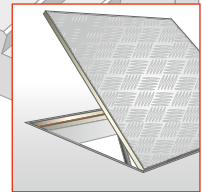


» Hinged floor door, flat

### Hinged floor door, flat - WA

- » Aluminium
- » Operable with one hand
- » Automatic locking in open position
- » Option: electric operation
- » Option: special dimensions
- » WAD - Two covers

Passage standard in mm	
600 x 600	1000 x 1500
800 x 800	1000 x 2000
1000 x 1000	



» Checker plate




» Hinged glass floor door

### Hinged glass floor door - WAG

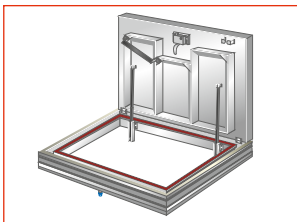
- » Lid: steel with layered and hardened glass plate
- » Frame: channel-type steel construction
- » Fall protection and scratch-resistant three-layer ESG/TVG/TVG safety glass with anti-slip dots
- » 2 powerful electric motors
- » RF remote control



Passage standard in mm	
1000 x 1000	
1000 x 2000	



» Carpet

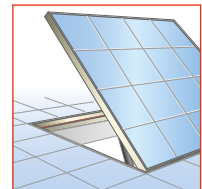


» Hinged floor door, recessed


### Hinged floor door, recessed - WAPTD

- » Aluminium
- » Can be tiled and is suitable for flooring materials
- » Electric or manual operation (depending on dimensions and weight)
- » Option: special dimensions
- » WAPTD - Two covers

Passage standard in mm	
600 x 600	1000 x 1500
800 x 800	1000 x 2000
1000 x 1000	



» Ceramic tiles



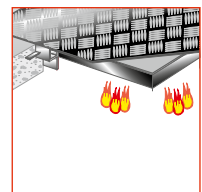
» Hinged floor door, fire rated

### Hinged floor door, fire rated - WAEI

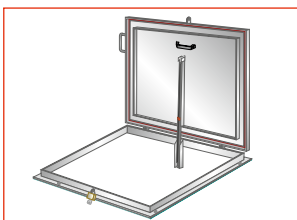
- » Powder-coated steel
- » Fire rating according to EN1634-1, EN13501-2, AS1530-4 and BS476:part22
- EW:120 minutes
- EI<sub>1</sub>:30 minutes
- EI<sub>2</sub>:45 minutes
- » KOMO:SKG.0372.0488
- » Efectis-R000030



Passage standard in mm	
600 x 600	1000 x 1500
800 x 800	1000 x 2000
1000 x 1000	



» Fire rated (steel)

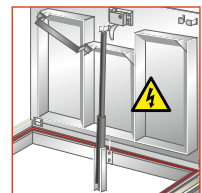


» Hinged floor door, surface mounted

### Hinged floor door, surface mounted - WAEI

- » Aluminium
- » Cover made of checker plate
- » Option: Fall protection
- » Option: special dimensions
- » OPD - Two covers


Passage standard in mm	
800 x 800	1000 x 1500
1000 x 1000	1000 x 2000



» Electric operation



## Floor doors with removable cover - OP

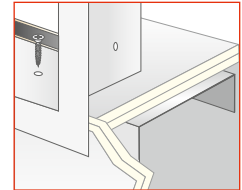


- » Aluminium or hot-galvanized steel
- » Insulated versions
- » Flat cover made of bulb plate or deep cover capable of tiling

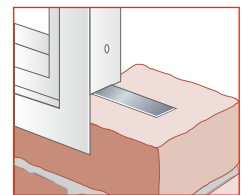
» Floor doors with removable cover

Passage standard in mm	
600 x 400	800 x 800
600 x 600	1000 x 600
800 x 600	1000 x 1000

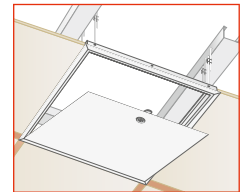
### Applications



» Type B: in metal stud walls or system walls



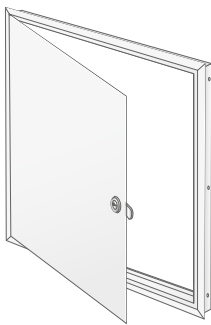
» Type B: in brick walls



» Type U in walls and ceilings

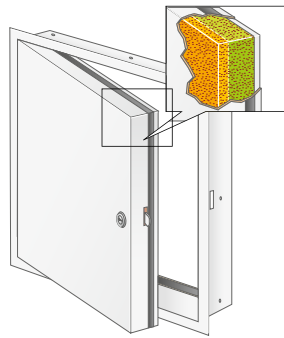
## Wall and ceiling doors

### Wall and ceiling doors Type - Universal



Standard sizes in mm	
250 x 250	600 x 600
400 x 400	600 x 800
500 x 500	800 x 800

### Wall door type B fire rated 120 minutes



E:120 minutes  
EI:20 minutes  
EI:60 minutes  
EW:120 minutes

Fire rating according to EN1634-1 and EN13501-2.  
Efectis-R00122

Standard sizes in mm	
400 x 400	600 x 800
600 x 600	800 x 800




## Explosion vents

- » Type EXW - in facades
- » Installation in facades
- » Insulated aluminium profiles / panels
- » Powder coated in a RAL-colour
- » Only custom size
- » With Explosion Release Control (Patent Nr. 1870542)

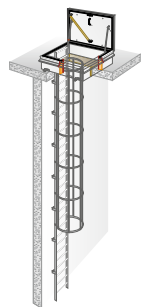
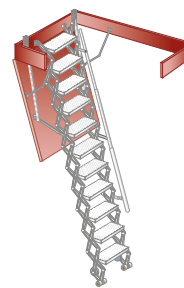


» Explosion Release Control



## Other products

- » Hook-on Ladders (EN131)
- » Scissor Stairs (EN 14975:2010)
- » Fixed vertical ladders with or without safety cage (EN-ISO 14122-4)
- » Fixed stairs (EN-ISO 14122)



Please visit our website for more information or request our brochure.

