



Gorter Floor doors - WAG

**Glass floor door - Spacious effect
and enjoy your underground space**



Innovation in floor access ...



Gorter® always on top!

Gorter Glass Floor Door

- » Flush and fall-proof
- » Available in standard dimensions of 1000 x 1000 mm and 1000 x 2000 mm


Safety glass with fall protection



Open and close using remote control



Flush glass plate



3-layer safety glass



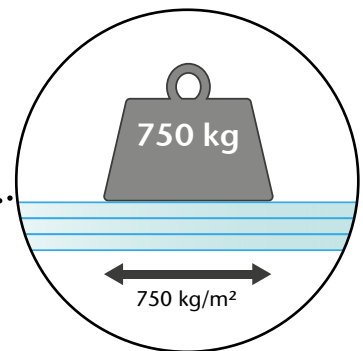
Walkable glass plate



Silent electric design motors



Can be loaded up to
 750 kg/m^2 when closed




RAL 9005
powder coated



Robust stainless steel hinges

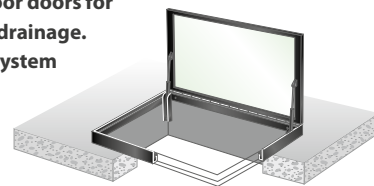
Stylish black frame



Good reasons to use a Gorter floor door

Gorter hinged floor doors offer practical and safe access to underlying spaces, such as cellars and souterrains. All floor doors, with the exception of the WAG glass floor door, are suitable for indoor and outdoor use. With the floor doors for outdoor application, the frame is prepared for an optional connection to a drainage system / rainwater drainage. The hinged floor doors can easily be opened with one hand, thanks to the integrated counterbalancing system or the applied electric operation.

Gorter supplies safe floor access that can be subtly and simply integrated into your design, and that is moreover cost-effective.



1

Easy installation

Gorter hinged floor doors are delivered fully assembled. The frame will be placed on the bare floor, after which a finishing floor will provide the anchoring and flush finish. A construction hatch type OP can be placed directly onto the floor.



2

Safety

or manually operated floor doors, the counterbalancing system provides assisted opening and controlled closing. Combined with the locked hold-open arm, this ensures a safe operation. In addition to the fall-proof glass plate of the WAG hatch, the aluminium hatches are also optionally available with a fall protection grid.



3

The architect was kept in mind

The Gorter website offers ready-made specifications, test reports, documentation and drawings. See www.gortergroup.com



4

Walkable

All Gorter hinged floor doors can be walked on. If installed outdoors, dynamic loading, such as occurs on traffic routes, should be avoided. Where applicable, a load capacity calculation was performed in accordance with EN1991.



5

More daylight and spacious effect

Gorter WAG floor door are generally applicable in living areas and office spaces, with the door providing a spacious effect and more light in the underlying space.



6

5-year warranty

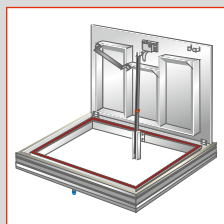
A 5-year warranty applies to Gorter hinged floor doors. With a 1-year warranty on the electric operation and stairs.



Floor door designs

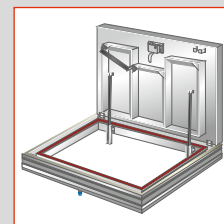
Hinged, flat - WA

This type of floor door is made of anodized aluminium and has a flat transparent lid. The hatch is suitable for both indoor and outdoor use, and is prepared for a connection to a drainage system. Available in five standard dimensions and special dimensions, also with two lids.



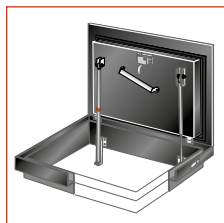
Hinged, recessed - WAPT

The pan-type cover is suitable for pouring cement followed by tiling or the laying of floor covering (carpet, laminate, etc). The aluminium floor door is available in five standard dimensions and special dimensions.



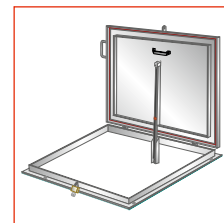
Hinged fire-resistant WAEI - 120 min

The fire resistance of the steel fire-resistant floor door has been reviewed by Efectis in accordance to EN1634-1, EN13501-2, A51530-4 and BS 476-22:1987 with a classification of: EW: 120 minutes, EI1: 30 minutes, and EI2: 45 minutes. The door is available in four standard dimensions and special dimensions.



Hinged construction - OP

A very easy and practically applicable hinged floor door. The construction lid and frame are made of anodized aluminium and the door, with direct placement on the floor, is suitable for both indoor and outdoor applications. The door is available in four standard dimensions and special dimensions.



Please visit our website, or contact our offices below for more information

