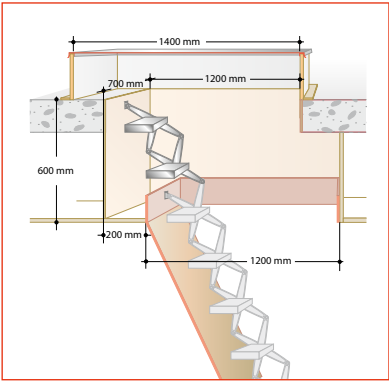
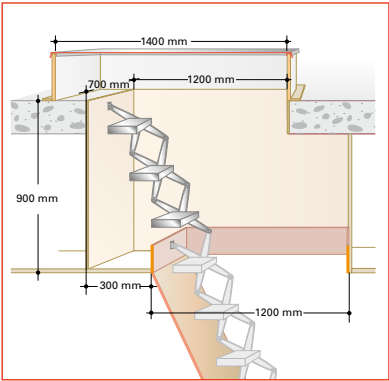


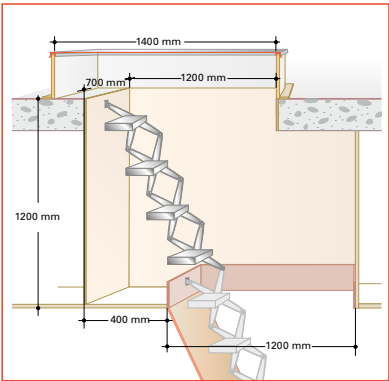
For type Large



Plenum 2

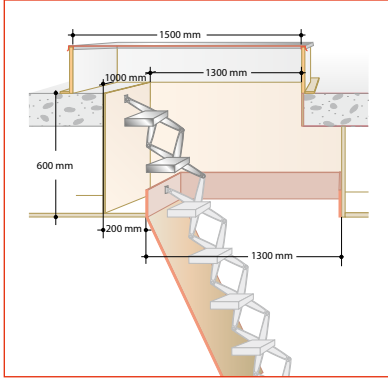


Plenum 3

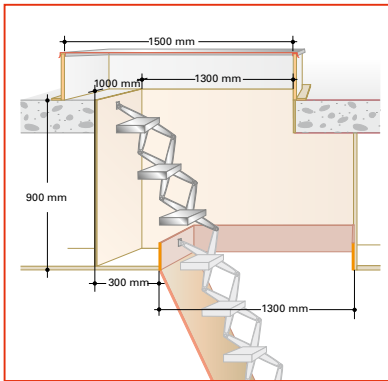


Plenum 4

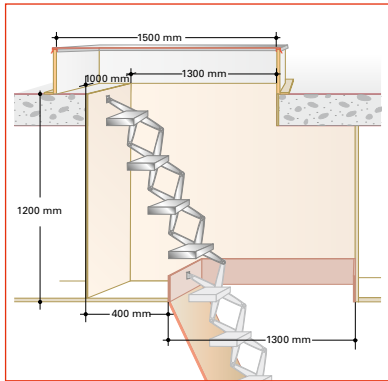
For type XL



Plenum 2XL



Plenum 3XL



Plenum 4XL

For scissor stair Type Large en XL

Extention of scissor stair		
Type	Span	Weight
Plenum 2(XL)	600 mm	4 kg
Plenum 3(XL)	900 mm	6 kg
Plenum 4(XL)	1200 mm	8 kg

Installation manual enclosed in package of the scissor stair.

Versions and Applications

Always use the scissor stair extension in combination with a Gorter scissor stair type Large or XL. Scissor stair extensions are not available for type S+, Large Electric, Large EI-60, and all H versions.

The scissor stair extension can be used if the stair box is mounted in the suspended ceiling and there is a plenum that has to be bridged. With the same slope, the extension method used gives the scissor stair two to four more steps to bridge a plenum of up to 1200 mm.

Adjustment of steps

The steps of the scissor stair extension are adjusted using the same procedure as for the stair itself. See scissor stair manual.

Installation

- » Use the dimensions as indicated in the illustrations on the left of this page.
- » The scissor stair installation manual (including the illustrations shown on the left) is included in the stair packaging. The manual may also be downloaded from the Gorter website.