

Made in Holland

# Roof Hatch RHT

**Indestructible!**



# SINCE 1928

## Gorter® always on top!

Gorter® is an international organisation founded in 1928. Gorter has specialised in roof, floor, wall, and ceiling access since the nineties of last century. The Gorter Group™ is now represented in Europe, Australia, Asia, and the Middle East.

Its own engineering department enables Gorter® to deliver complete and reliable access solutions in the form of hatches with associated climbing facilities. The components are optimally adapted to each other, not only in terms of design, but also from the perspective of safety, and certified by authorised bodies where possible. Gorter is the specialist in roof, floor, walls, and ceiling access for a reason.






# Roof hatch RHT

## For roof patio, office, and home

RHT roof hatches can be used as an escape hatch but usually offer a practical way to access roof patios, cooling systems, lift engine rooms, window cleaning installations, solar collectors, and other roof facilities. RHT roof hatches can be used on flat, insulated or non-insulated, concrete, steel or wooden roofs. Besides the standard versions, Gorter also delivers glazed, fire-resistant, explosion-venting roof hatches and hatches with special dimensions.

Almost all roof hatches are available in combination with a Gorter ladder, fixed stairs, or scissor stairs. A roof hatch is a practical alternative to a roof structure. Gorter roof hatches merge inconspicuously with the roof appearance and can be placed with little modifications. This often speeds up obtaining a roof permit.





## Gorter for architects

We would be happy to provide architects, contractors, and project developers with the right information. Do you have a special challenge or are you looking for a hatch for a specific use? Contact us immediately and we will be happy to help you.

### **Free downloads: CAD/BIM, specification texts and more**

You can easily download technical drawings for your project from the Gorter website. We provide drawings in Revit, AutoCAD, and SketchUp formats. You can also find an overview of specifications texts, manuals, and other product documentation.





# Safe roof access

Gorter products guarantee the highest level of safety. Besides smart, integrated security facilities, a lot of our products have been inspected and certified by official bodies, ensuring the safest roof access possible.

## Why does your building need roof access?

There are several ways to access a roof. However, the safest way is through a building. The building provides sufficient handholds in the form of existing facilities and there is a very small risk of falling. Placing a roof hatch with accompanying climbing equipment makes the last phase of accessing the roof safe as well.

## Safety facilities of the roof hatch

The Gorter RHT roof hatches have multiple safety facilities. One of the safety facilities is unique to Gorter, the yellow handhold, which offers safe support when accessing or leaving the roof. Another safety facility is the automatic lock when opened, which ensures that the roof hatch can never close unexpectedly. The roof hatch also has a counter-balance system which ensures that the cover can be opened and closed with one hand and only little effort. Gorter climbing facilities, such as the scissor stairs and ladder, can be locked during use to make sure they cannot be moved or retracted unexpectedly.

## Safety certification

The safety of Gorter RHT roof hatches and combinations have been checked based on the most stringent EN standards and are, where applicable, delivered with a TÜV NORD certificate, Aboma safety label, and KOMO® certificate. The RHT roof hatches are also the first on the market that are delivered with an European Technical Assessment (ETA), which indisputably demonstrates the proven performance and the CE marking.



# Maximum thermal insulation

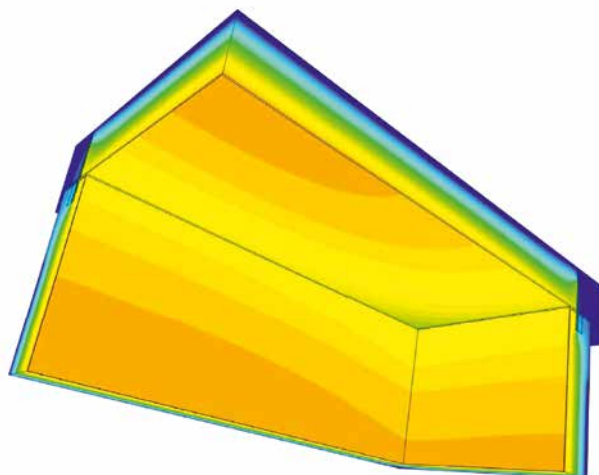
The RHT roof hatches have a fully separated thermal structure. Thanks to the lack of cold bridges and the smartly placed insulation materials, the roof hatch offers a very high degree of insulation throughout the structure. This prevents condensation and saves energy costs.

## Proven high insulation value

Gorter is aware of the fact that the roof hatch is an integral part of the roof and that it must add to the overall insulation value. The Gorter roof hatches are the only roof hatches with a proven, very high insulation value for the entire structure. EuroSolid has studied the thermal performance in accordance with EN-ISO 10077-2 and it has officially been demonstrated that the Gorter RHT roof hatches have an insulation value of  $U_w \leq 0.276 \text{ W/(m}^2\cdot\text{K)}$ .

## Patented structure for a better interior climate

The roof hatch has a patented (patent no. 2519072) fully separated thermal structure and extremely good sealing around the cover. Thanks to its unique design, the roof hatch is also very suitable for use during cold winters or in cold areas. The structure prevents ice or condensation on the inside of the roof hatch. Little or no unwanted air flows to the underlying space will take place thanks to the lack of large temperature differences on the inside.



## CE certification, ETA-15/0338

The Gorter RHT roof hatches are delivered with an European Technical Assessment (ETA), which indisputably demonstrates the proven performance and the CE marking. The ETA is a document with information about the performance of the roof hatch in relation to its essential characteristics. The ETA for the Gorter roof hatches was issued by the Technical Assessment Body SKG-IKOB established in the Netherlands.

The ETA is valid in all 28 European Member States and members of the European Economic Area, as well as Turkey and Switzerland.



**Gorter Group BV**  
PO Box 265  
NL-1740 AG SCHAGEN  
The Netherlands

## RHT

ETA 15/0338

### Gorter Roof Hatch with Thermalbreak

Resistance to permanent load, concentrated and uniformly distributed (Eurocode EN 1993-1-1)	: 1050 kg/m <sup>2</sup>
Thermal transmittance (EN-ISO 10077-2)	: $U_w \leq 0.276 \text{ W/(m}^2\cdot\text{K)}$
Resistance to snow load (EN 1991-1-3)	: 3.97 kN/m <sup>2</sup>
Resistance to wind load (EN 12210)	: Class E 3000
Water tightness (EN 12208)	: Class E 650
Impact, hard body (EN 356)	: Class P5A
Impact, soft body (EN 13049)	: Class 5
Airborne sound insulation (EN-ISO 717-1)	: 26 dB
Air permeability (EN 12207)	: Class 3
Content and/or release of dangerous substances	: Declaration of manufacturer



# Unique properties

Thermally separated cover

Opening assistance and  
drop-down brake

Safe handle when entering  
or exiting roof

Usable with one hand

Thermally separated edge

Stainless steel safety cylinder with  
interior and exterior operation

Simple assembly using  
stainless steel inserts

Burglar-proof stainless  
steel hinges

Wind and water-resistant  
sealing all around

Powdercoated in two colours:  
RAL 7047/9010

# Use and options



## Burglar-proof

The roof hatch construction is indestructible, preventing it from twisting if forced. Roof hatches are as standard equipped with a safe stainless steel Euro cylinder lock. Additionally, the roof hatches can optionally be delivered with a cylinder in accordance with EN1303 and EN12209.

## Noise reduction

Sound can also enter a building through the roof. Just think of the sound of planes. The Gorter RHT roof hatch is well insulated and offers a standard noise reduction of 26 dB.



## Standard manual operation

All default Gorter RHT roof hatches have a counterbalance system which ensures that the hatches can be used with one hand and little effort. Opening or closing the hatch does not require more than 5 kg of push or pull strength. The cover can be unlocked using one hand, which ensures you will always have one hand free for a handhold.

## Electric operation

The Gorter GT35 electric operation is an option for a default Gorter RHT roof hatch. The two powerful electric engines are always installed in pairs on both sides of the cover.



## Explosion-venting version

The Gorter roof hatch is also available as an explosion-venting, special RHTX version. This roof, also called an explosion hatch, has a patented Explosion Release Control (ERC) which automatically unlocks the roof hatch in case of an unexpected pressure increase. The opening pressure can be adjusted, but we recommend using a pressure of 100 kgf.





# Assembly, delivery, and warranty

## Support

Gorter has a dedicated support team for a range of countries. The Gorter support team helps you with requests for quotations, questions about specifications and installation options, order handling, and after-care. We would be happy to be of service.

### Support:

+61 3 8648 6636 | [sales@gorterhatches.com.au](mailto:sales@gorterhatches.com.au)  
+31 224 21 98 60 | [info@gortergroup.com](mailto:info@gortergroup.com)

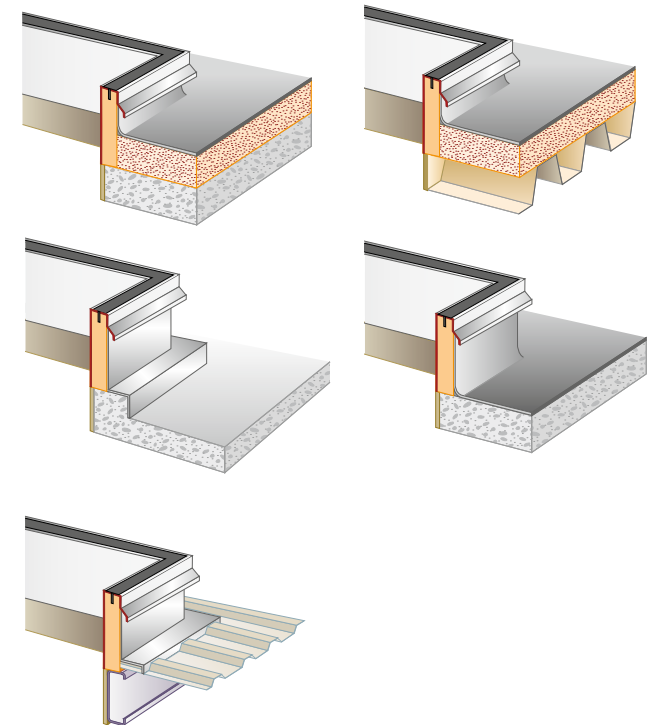
## Quick delivery

Most standard products are available from stock, often within 24 hours.



## Assembly

Gorter RHT roof hatches are relatively light. This ensures low roof load where, in general, there are few or no adjustments to the roof required. Due to the limited weight, the standard RHT roof hatch is in many cases easy to lift and install without many tools. It can be installed on both insulated and non-insulated concrete, wood, and steel roofs. The maximum slope for installation of the RHT hatches is 30°.



## Sustainable

The roof hatches, which are suitable for use in a sea climate environment, are provided with a powder coating on both sides with a dry layer thickness of at least 80 micron. An additional special protective layer is placed before the powder coating.

## 10-year warranty on roof hatches

All RHT Gorter roof hatches come with a default 10-year warranty period. A 1-year warranty period applies to electronic operation systems, hook-on ladders, scissor stairs, and fixed stairs.

# The indestructible RHT roof hatch

CE & patented thermally separated structure





# RHT default specification

	RHT
Insulation value, according to EN-ISO 10077-2	$U_w \leq 0,276 \text{ W/(m}^2\cdot\text{K)}$
Noise attenuation, according to EN-ISO 717-1:2013	26 dB
Waterproof, in accordance with EN 12208	Class E 650
Resistant to permanent load, in accordance with Eurocode EN 01/01/1993	1050 kg/m <sup>2</sup>
Air tightness (EN 1026)	0,5 m <sup>3</sup> /hm <sup>1</sup>
Resistance to wind stress, in accordance with EN 12210	Class E 3000
Resistance to snow load, EN 1991-1-3	3,97 kN/m <sup>2</sup>
Impact hard body classification, in accordance with EN 356	Class P5A
Impact soft body classification, in accordance with EN 13049	Class 5
Air permeability, in accordance with EN 12207	Class 3

Roof hatch Type	Access in mm	Weight
RHT7010	700 x <b>1000</b>	56 kg
RHT7014	700 x <b>1400</b>	68 kg
RHT1010	1000 x <b>1000</b>	65 kg
RHT1015	1000 x <b>1500</b>	84 kg
RHT1020	1000 x <b>2000</b>	101 kg
RHT1025	1000 x <b>2500</b>	120 kg
RHT1030	1000 x <b>3000</b>	134 kg

Hinge sides are in **bold**.

Exterior	Interior
RAL 7047	RAL 9010



## Options:

- » Electric operation
- » Special dimensions
- » Explosion-venting
- » Roof hatches with double cover

## Certification:

- » CE ETA-15/0338
- » TÜV NORD for the combinations



# Roof hatch combinations

## Why should you choose for a combination?

A Gorter combination provides you with a complete solution for roof access from the top floor of a building. A combination consists of a roof hatch with accompanying scissor stairs, ladder, or fixed stairs, and the roof hatch and climbing facility will be fully adapted to each other. Most combinations are TÜV NORD certified and you can cover your RIE with the delivered documents.



### Hook-on ladder

The combination of roof hatch with ladder is, depending on the ceiling height, available with a single, double-section, or triple-section hook-on ladder. The Gorter ladder is by default delivered with mounting brackets to safely store the ladder when not in use. This makes the combination perfect for infrequent use of the roof hatch. We recommend a roof hatch with a scissor stairs or a fixed stairs if used more frequently.



### Scissorstairs

A roof hatch with scissor stairs is available in six default combinations. The scissor staircases can be extended where needed to bridge a plenum. Roof hatches combined with a scissor stairs are perfect for incidental but also frequent access to the roof. A retracted scissor stairs frees up the space below the roof hatch.



### Fixed stairs

The Gorter fixed staircases are available in two versions for large or small Gorter roof hatches. The stairs have a modern look and can be used in virtually any interior with ceiling heights ranging between 2500 mm and 3370 mm. The self-adjusting steps make the stairs easy to install and suitable for changing locations.



A photograph of two men in a modern, brightly lit showroom. They are looking up at a silver retractable ladder that is partially extended. The man on the right is holding a black folder or tablet. The background shows large windows with vertical blinds and other retractable ladders in the background.

## Fully certified

Almost all Gorter roof hatch combinations are TÜV NORD certified and in the possession of a "Baumuster geprüft" label. The ladder and scissor stairs combinations also have an Aboma certificate, and the roof hatches have CE (ETA) certification.

Aboma has assessed the safety in accordance with ARBO, EN 1050, EN-ISO 14122, EN 131 and NEN 2484. The accompanying report can serve as evidence in the Risk Inventory and Evaluation (RIE) of a building.



# Roof hatch & scissor stair in one

Gorter® complete roof access with integrated scissor stair provides practical and safe access to flat roofs

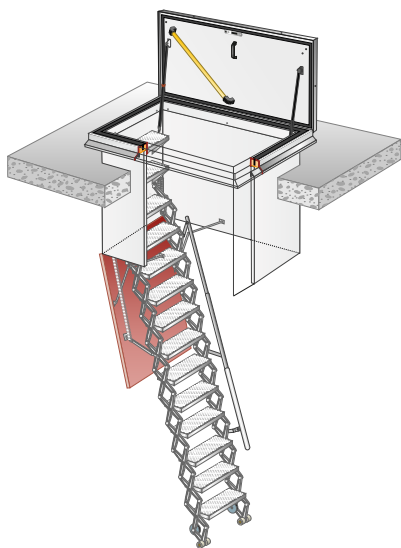
## **Best insulation on the market**

The RHTS roof hatch offers a proven insulation value of  $U_w \leq 0.14 \text{ W/(m}^2\cdot\text{K)}$ , with both the upstand frame and the lid fully thermally broken. This minimises the risk of unwanted condensation and results in energy cost savings. This roof hatch provides the best insulation on the market and, thanks to its thermally broken construction, optimal seals and insulation, is particularly suitable for passive house applications.





# RHTS complete roof access



## Certification:

» RHTS roof hatch: CE ETA-15/0338

- » Gorter® complete roof access with integrated scissor stair provides practical and safe access to flat roofs, for example for maintenance work or the installation of solar panels.
- » Fully pre-assembled for direct installation.
- » Secure support throughout the entire route to the roof.

CE

## Specifications

Room height: 2500 - 3000 mm

Roof hatch type	Passage in mm	Weight
RHTS7014	700 x <b>1400</b>	153 kg
RHTS1015	1000 x <b>1500</b>	197 kg

Room height: 3000 - 3500 mm

Roof hatch type	Passage in mm	Weight
RHTS7014-H	700 x <b>1400</b>	165 kg
RHTS1015-H	1000 x <b>1500</b>	209 kg

Hinge sides are in **bold**.



# Practical and safe

A roof hatch with hook-on ladder is perfect for roof hatches that are used infrequently. As a rule, all RHT roof hatches can be combined with a Gorter safety ladder. The safety ladders, hook-on ladder type (EL - single, or OL - double or triple) are attached to a provided step used to get on or off the ladder with an anti-slip profile.

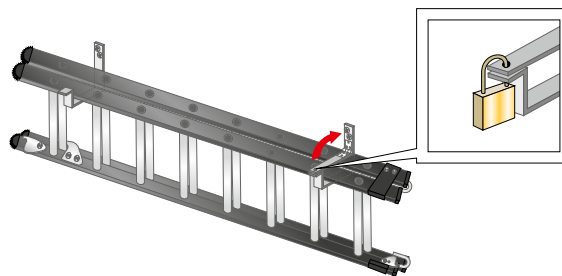
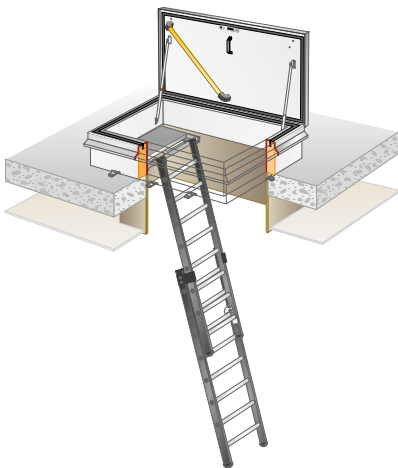
## Storing and locking away

The Gorter ladder is by default delivered with wall brackets to safely store the ladder when not in use. The wall brackets and ladder have a padlock option to prevent theft of the ladder.





# RHT with ladder



» Locked during storage and usage

- » The ladder is attached to the provided step used to get on or off the ladder with an anti-slip profile.
- » The mounting system can be provided with a padlock to avoid theft and abuse.
- » The ladder is mounted using two delivered mounting brackets after use, one of which with the option to place a padlock.
- » Ladders are by default delivered in anodised aluminium.

## Certification:

- » RHT roof hatch: CE ETA-15/0338
- » Combination with Aboma certificate and TÜV NORD certificate in accordance with NEN-EN 131, with label "Baumuster geprüft"



EN  
131-2



Navigator  
B8W133



## Specifications

Roof hatch type	Passage in mm	Weight
RHT7010	700 x <b>1000</b>	56 kg
RHT7014	700 x <b>1400</b>	68 kg
RHT1010	1000 x <b>1000</b>	65 kg
RHT1015	1000 x <b>1500</b>	84 kg
RHT1020	1000 x <b>2000</b>	101 kg
RHT1025	1000 x <b>2500</b>	120 kg
RHT1030	1000 x <b>3000</b>	134 kg

Hinge sides are in **bold**.





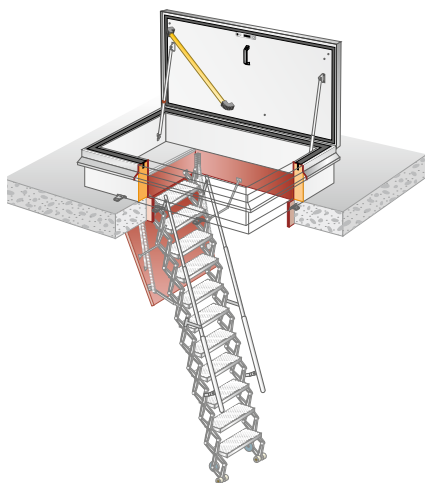
## Roof hatch with scissor stairs

Roof hatches combined with a scissor stairs are perfect for incidental but also frequent access to the roof. A retracted scissor stairs frees up the space below the roof hatch. The scissor stairs can be extended where needed to bridge a plenum.

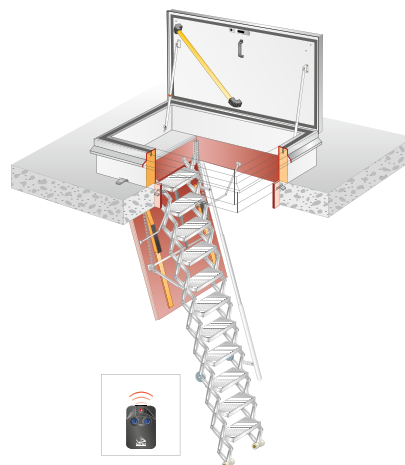
Gorter combinations consisting of a roof hatch with scissor stairs are demonstrably safe. In addition to the certification, the scissor stairs are provided with a railing and padlock option to prevent unwanted retraction of the stairs.



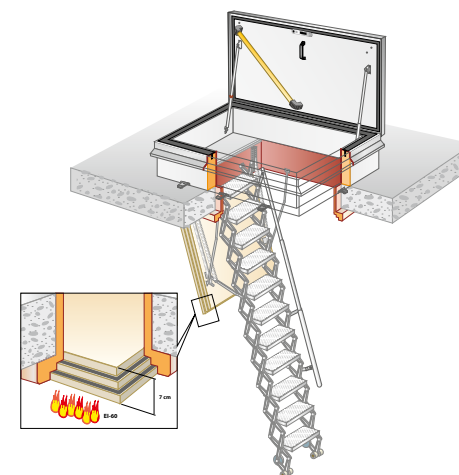
## RHT with scissor stairs, Small+, Large+ or XL+



## RHT with scissor stairs Electric



## RHT with scissor stairs EI-60



B8W133



### Specifications

Type	Passage in mm	Scissor stairs type	Structural opening in mm
RHT7010	700 x <b>1000</b>	Small+	700 x 1000
RHT7014	700 x <b>1400</b>	Large+	700 x 1200
RHT7014	700 x <b>1400</b>	Large electric <sup>1)</sup>	700 x 1200
RHT7014	700 x <b>1400</b>	Large EI-60 <sup>2)</sup>	700 x 1200
RHT1015	1000 x <b>1500</b>	XL+	1000 x 1300

Hinge sides are in **bold**.

1) 230 Vac, including control unit and wireless RF remote. 2) Fire-resistance grade EI-60.

### Certification:

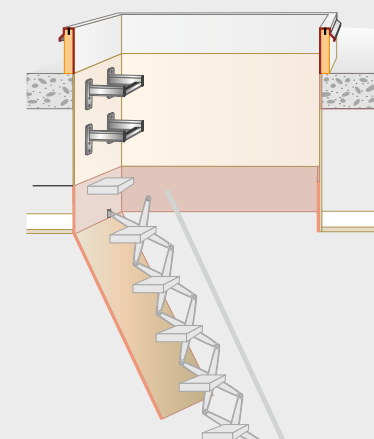
- » RHT roof hatch: CE ETA-15/0338
- » All scissor stairs are TÜV NORD certified in accordance with EN 14975:2010
- » Scissor stairs Large EI60: KOMO:SKG.0372.0457, fire-resistance in accordance with EN 1634-1
- » RHT1015 + XL+ certified for access to lift engine rooms (EN-ISO 14122-3)

### Bridging the ceiling void

If the scissor stair is installed in an area with a suspended ceiling and bridging of the ceiling void is required, two or three bridging steps can be used to bridge up to 750 mm. This can be applied to the following scissor stair types: Small+, Large+, Large+-H, XL+ and XL+-H.

The use of bridging steps is not possible for the scissor stair types Large Electric and EI-60 (high fire-resistant).

**All bridging options can be found on the Gorter website.**



A person is shown from the waist down, climbing a fixed metal staircase. They are wearing a light blue button-down shirt, dark blue jeans, and dark sneakers with light-colored laces. The staircase has a grey metal frame and handrails. The background is a plain, light-colored wall.

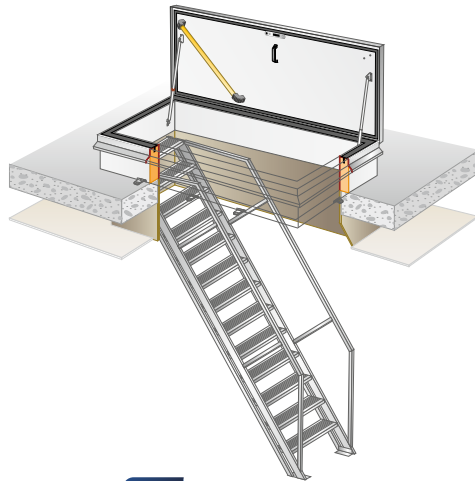
## Roof hatch with fixed stairs

Roof hatches with fixed stairs provide permanent access to roof terraces, air-conditioning units, lift machine rooms, window-cleaning installations, solar collectors and other rooftop facilities. The roof hatch can also serve as an emergency exit to the roof.

The roof hatch and fixed stairs combinations are available in two versions. The standard GS55 combination has a staircase angle of 55° to 65°. The steeper GS50 staircase is particularly suitable for use in smaller spaces or in combination with the smaller RHT1015 roof hatch.



# RHT with fixed stairs



Navigator

B8W133

## Specifications

Roof hatch type	Passage in mm	Fixed stairs type
RHT1015	1000 x <b>1500</b>	GS50
RHT1020	1000 x <b>2000</b>	GS50/GS55
RHT1025	1000 x <b>2500</b>	GS50/GS55
RHT1030	1000 x <b>3000</b>	GS50/GS55

Hinge sides are in **bold**.

## GS50 or GS55

- » GS50 for floor heights of 2500 to 3000 mm, slope 50° to 66°
- » GS55 for floor heights of 3000 to 3370 mm, slope 55° to 65°

## Certification:

- » RHT roof hatch: CE ETA-15/0338
- » The GS55 combination with TÜV NORD certificate in accordance with NEN-EN-ISO 14122-3 and "Baumuster geprüft" label.

#### **The Netherlands - Gorter Luiken BV**

Visit address:  
Zuiderweg 12  
NL-1741 NA Schagen  
The Netherlands

Postbus 265  
NL-1740 AG Schagen  
The Netherlands  
Phone: +31 224 21 98 60  
E-mail: [info@gorterluiken.nl](mailto:info@gorterluiken.nl)  
Website: [www.gorterluiken.nl](http://www.gorterluiken.nl)

#### **Belgium and Luxembourg - Gorter - Obelux**

Meersbloem - Leupegem 21  
B-9700 Oudenaarde  
Belgium

Phone: +32 5 523 2590  
E-mail: [info@gorterbelgie.be](mailto:info@gorterbelgie.be)  
Website: [www.gorterbelgie.be](http://www.gorterbelgie.be)

#### **France - Gorter - Obelux**

Phone: +33 1 86 70 06 15  
E-mail: [info@gorterfrance.fr](mailto:info@gorterfrance.fr)  
Website: [www.gorterfrance.fr](http://www.gorterfrance.fr)



#### **United Kingdom - Gorter Roof Hatches Ltd.**

Unit 7 Birmingham Trade Park  
Kingsbury Road, Erdington  
Birmingham, B24 9PS  
United Kingdom

Phone: +44 20 46 14 32 97  
E-mail: [info@gorter.co.uk](mailto:info@gorter.co.uk)  
Website: [www.gorter.co.uk](http://www.gorter.co.uk)

#### **Italy - Gorter Italia™**

Via Nazionale 64  
39040 Ora (BZ)  
Italy

Phone: +39 3408 230 686  
E-mail: [info@gorter.it](mailto:info@gorter.it)  
Website: [www.gorter.it](http://www.gorter.it)

#### **Germany - Gorter Deutschland GmbH**

Ohligsmühle 7  
42103 Wuppertal  
Germany

**Main** Phone: +49 202 94709130  
**Munich** Phone: +49 89 2421 8042  
**Zeven** Phone: +49 4281 959 3045

E-mail: [info@gorterdeutschland.de](mailto:info@gorterdeutschland.de)  
Website: [www.gorterdeutschland.de](http://www.gorterdeutschland.de)

#### **Switzerland - Gorter Schweiz**

E-mail: [info@gorter.ch](mailto:info@gorter.ch)  
Website: [www.gorter.ch](http://www.gorter.ch)

#### **Spain - Gorter España™**

Phone: +34 91 7710 249  
E-mail: [info@gorter.es](mailto:info@gorter.es)  
Website: [www.gorter.es](http://www.gorter.es)

#### **Denmark - Gorter Danmark™**

Phone: +45 89 87 67 74  
E-mail: [info@gorterdanmark.dk](mailto:info@gorterdanmark.dk)  
Website: [www.gorterdanmark.dk](http://www.gorterdanmark.dk)

#### **Sweden - Gorter Sverige™**

Phone: +46 10 13 88 737  
E-mail: [info@gorter.se](mailto:info@gorter.se)  
Website: [www.gorter.se](http://www.gorter.se)

#### **Hungary - Gorter Hungary Kft.**

Helvécia, H-6034  
Rákóczi Str. 84.  
Hungary

E-mail: [info@gorterhungary.hu](mailto:info@gorterhungary.hu)  
Website: [www.gorterhungary.hu](http://www.gorterhungary.hu)

#### **Turkey - Gorter Turkey**

E-mail: [sales@gorter.com.tr](mailto:sales@gorter.com.tr)  
Website: [www.gorter.com.tr](http://www.gorter.com.tr)

#### **Azerbaijan - Gorter Azerbaijan**

E-mail: [sales@gorterazerbaycan.com](mailto:sales@gorterazerbaycan.com)  
Website: [www.gorterazerbaycan.com](http://www.gorterazerbaycan.com)

#### **Singapore - Gorter Hatches Singapore**

Phone: +65 3159 0002  
E-mail: [sales@gorterhatches.com](mailto:sales@gorterhatches.com)  
Website: [www.gorterhatches.com](http://www.gorterhatches.com)

#### **Argentina - Gorter Argentina™**

E-mail: [info@gorter.com.ar](mailto:info@gorter.com.ar)  
Website: [www.gorter.com.ar](http://www.gorter.com.ar)

## **Gorter Group™**



#### **United Arab Emirates - Gorter UAE**

E-mail: [info@gorter.ae](mailto:info@gorter.ae)  
Website: [www.gorter.ae](http://www.gorter.ae)

#### **Australia, Asia and Middle East Gorter Hatches Pty Ltd**

Melbourne  
112 Boundary Rd,  
Braeside VIC 3195  
Australia

**Main** Phone: +61 3 8648 6636  
**Perth** Phone: +61 8 9463 6636  
**Adelaide** Phone: +61 8 8311 1136  
**Brisbane** Phone: +61 7 3337 9936  
**Sydney** Phone: +61 2 8580 4436

E-mail: [sales@gorterhatches.com.au](mailto:sales@gorterhatches.com.au)  
Website: [www.gorterhatches.com.au](http://www.gorterhatches.com.au)

#### **New Zealand - Gorter Hatches™**

Auckland  
Phone: +64 9 280 4726  
E-mail: [sales@gorterhatches.co.nz](mailto:sales@gorterhatches.co.nz)  
Website: [www.gorterhatches.co.nz](http://www.gorterhatches.co.nz)